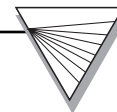


DEGREES CONFERRED BY COLLEGE AND GENDER

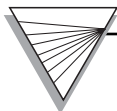
2006-07

College/School	Female	Male	Total
BUSINESS	370	362	732
Bachelor of Arts	4	13	17
Economics	4	13	17
Bachelor of Science in Business Administration	298	293	591
Accounting	74	58	132
Economics	8	12	20
Entrepreneurship	-	1	1
Finance	34	58	92
Financial Services	4	4	8
Managerial Finance	3	2	5
Human Resource Management	21	4	25
International Business	19	7	26
Management	49	56	105
Management Information Systems	10	28	38
Management Supply Chain Management	-	2	2
Marketing	69	55	124
Real Estate	7	6	13
Master of Business Administration	42	48	90
Master of Arts	-	-	-
Economics	-	-	-
Master of Science	26	8	34
Accounting	23	7	30
Management Information Systems	3	1	4
DENTAL MEDICINE			
Dental Medicine	18	57	75
EDUCATION	697	217	914
Bachelor of Arts in Education	31	8	39
Elementary Education	16	1	17
Secondary Education	10	7	17
Special Education	5	-	5
Workforce Education & Development	-	-	-
Bachelor of Science in Education	247	72	319
Early Childhood Education	25	1	26
Elementary Education	120	11	131
Health Education	-	-	-
Human Services Counseling	33	7	40
Physical Education	9	22	31
Secondary Education	26	16	42
Special Education	25	5	30
Workforce Education & Development	9	10	19
Professional Development Degree	8	2	10
Master of Science	17	7	24
Curriculum and Instruction	-	1	1
Educational Leadership	-	-	-
Educational Psychology	12	4	16
Physical Education	-	2	2
Special Education	5	-	5



DEGREES CONFERRED BY COLLEGE AND GENDER (continued)
2006-07

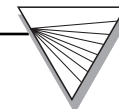
College/School	Female	Male	Total
EDUCATION (continued)			
Master of Education	350	114	464
Counseling	14	2	16
Counselor Education - School Counseling	6	1	7
Curriculum and Instruction	153	52	205
Early Childhood Education	12	1	13
Educational Leadership	70	31	101
Educational Psychology	3	-	3
Physical Education	1	3	4
Special Education	91	24	115
Specialist in Education	18	4	22
Curriculum and Instruction	1	-	1
Educational Psychology	17	4	21
Special Education	-	-	-
Doctor of Education	9	3	12
Curriculum and Instruction	2	-	2
Educational Leadership	6	3	9
Special Education	1	-	1
Doctor of Philosophy	17	7	24
Curriculum and Instruction	1	-	1
Educational Leadership	4	1	5
Educational Psychology	-	1	1
Learning and Technology	-	3	3
Special Education	10	1	11
Sports Education and Leadership	1	-	1
Teacher's Education	1	1	2
<hr/>			
ENGINEERING	37	171	208
Bachelor of Arts	2	10	12
Computer Science	2	10	12
Bachelor of Science	20	108	128
Civil and Environmental Engineering	9	30	39
Computer Engineering	-	7	7
Computer Science	2	26	28
Construction Management	-	8	8
Electrical Engineering	5	21	26
Mechanical Engineering	4	16	20
Master of Science	6	17	23
Biomedical Engineering	-	-	-
Computer Science	6	15	21
Construction Management	-	1	1
Materials and Nuclear Engineering	-	1	1
Transportation	-	-	-
Master of Science in Engineering	7	33	40
Civil and Environmental Engineering	1	11	12
Computer Engineering	-	-	-
Electrical Engineering	3	9	12
Mechanical Engineering	3	13	16
Doctor of Philosophy	2	3	5
Civil and Environmental Engineering	2	2	4
Computer Science	-	-	-
Electrical Engineering	-	-	-
Mechanical Engineering	-	1	1



DEGREES CONFERRED BY COLLEGE AND GENDER (continued)

2006-07

College/School	Female	Male	Total
FINE ARTS	169	148	317
Certificate in Gerontology	4	-	4
Bachelor of Arts	88	71	159
Art	25	13	38
Art History	3	1	4
Dance	12	-	12
Film	28	41	69
Music	4	5	9
Senior Adult Theater	1	-	1
Theatre Arts	15	11	26
Bachelor of Fine Arts	7	8	15
Art	4	6	10
Art Painting/Drawing	1	-	1
Art Photography	1	-	1
Dance	1	2	3
Bachelor of Landscape Architecture	5	3	8
Bachelor of Music	13	14	27
Jazz Studies	1	3	4
Music	12	11	23
Bachelor of Science	22	21	43
Architecture	12	21	33
Interior Architecture and Design	10	-	10
Master of Architecture	4	6	10
Master of Arts	1	-	1
Theatre Arts	1	-	1
Master of Fine Arts	13	12	25
Art	3	4	7
Screenwriting	-	-	-
Theatre Arts	10	8	18
Master of Music	12	13	25
Doctor of Music Performance	-	-	-
HEALTH SCIENCES, DIVISION OF	303	88	391
Allied Health Sciences, School of	123	64	187
Certificate in Radiography	-	-	-
Bachelor of Science	101	54	155
Athletic Training	7	7	14
Clinical Laboratory Sciences	6	-	6
Comprehensive Medical Imaging	9	3	12
Fitness Management	3	3	6
Health Physics	-	2	2
Kinesiological Science	51	28	79
Nuclear Medicine	2	8	10
Nutrition Sciences	19	2	21
Sports Injury Management	4	1	5
Master of Science	12	3	15
Exercise Physiology	1	-	1
Health Physics	2	2	4
Kinesiology	8	-	8
Physical Therapy	1	1	2
Doctor of Physical Therapy	10	7	17
Nursing, School of	136	17	153
Advanced Certificate in Family Nurse Practice	1	-	1
Bachelor of Science	114	13	127
Master of Science	21	4	25



DEGREES CONFERRED BY COLLEGE AND GENDER (continued)
2006-07

College/School	Female	Male	Total
HEALTH SCIENCES, DIVISION OF (continued)			
Public Health, School of	44	7	51
Bachelor of Science	18	1	19
Health Care Administration	11	1	12
Health Education	7	-	7
Master of Education	13	1	14
Health Promotion	13	1	14
Master of Public Health	13	5	18
<hr/>			
HOTEL ADMINISTRATION	275	228	503
Bachelor of Science in Culinary Arts Management	7	8	15
Beverage Management	1	1	2
Culinary Arts Management	6	7	13
Bachelor of Science in Gaming Management	1	4	5
Bachelor of Science in Hotel Administration	227	181	408
Beverage Management	-	3	3
Food Service Management	2	1	3
Hospitality Management	108	90	198
Hotel Administration	96	81	177
Lodging and Resort Management	1	1	2
Meetings and Events Management	20	5	25
Bachelor of Science in Recreation	13	15	28
Professional Golf Management	-	5	5
Recreation	13	10	23
Master of Hospitality Administration	1	3	4
Master of Science	24	15	39
Hotel Administration	22	13	35
Sport & Leisure Service Management	2	2	4
Doctor of Philosophy	2	2	4
Hospitality Administration	2	2	4
<hr/>			
LAW			
Juris Doctorate	75	74	149
<hr/>			
LIBERAL ARTS	421	213	634
Bachelor of Arts	390	191	581
Anthropology	13	2	15
English	54	16	70
Foreign Language	17	9	26
French	5	2	7
German	-	2	2
Spanish	8	-	8
Spanish for the Professions	4	5	9
History	16	23	39
Romance Languages	-	-	-
Interdisciplinary Studies	25	17	42
Asian Studies	1	1	2
Cultural Studies	2	-	2
Interdisciplinary Studies - General	2	-	2
Linguistics	1	2	3
Multidisciplinary Studies	1	1	2
Social Science Studies	18	13	31



DEGREES CONFERRED BY COLLEGE AND GENDER (continued)

2006-07

College/School	Female	Male	Total
LIBERAL ARTS (continued)			
Philosophy	3	3	6
Political Science	43	43	86
Psychology	186	55	241
Sociology	29	23	52
Women's Studies	4	-	4
Master of Arts	17	13	30
Anthropology	3	1	4
English	4	5	9
Ethics and Policy Studies	-	1	1
Foreign Language	2	-	2
History	2	4	6
Political Science	-	1	1
Psychology	3	1	4
Sociology	3	-	3
Master of Fine Arts	6	3	9
Creative Writing	6	3	9
Master of Liberal Studies	-	-	-
Doctor of Philosophy	8	6	14
English	2	3	5
Psychology	5	3	8
Sociology	1	-	1
SCIENCES	114	98	212
Bachelor of Arts	8	5	13
Chemistry	3	1	4
Mathematical Sciences	5	4	9
Bachelor of Science	86	69	155
Biochemistry	5	3	8
Biological Sciences	74	52	126
General	1	-	1
Integrative and Organism	10	7	17
Biotechnology	7	5	12
Cell & Molecular	6	3	9
Comprehensive	12	4	16
Ecology & Evolutionary	2	1	3
Environmental	2	2	4
Integrative Psychology	-	1	1
Preprofessional	34	29	63
Chemistry	2	2	4
Geology	2	1	3
Mathematical Sciences	2	8	10
Physics	1	3	4



DEGREES CONFERRED BY COLLEGE AND GENDER (continued)
2006-07

College/School	Female	Male	Total
SCIENCES (continued)			
Master of Arts	4	1	5
Science	4	1	5
Master of Science	15	20	35
Biochemistry	2	1	3
Biological Sciences	2	3	5
Chemistry	2	1	3
Geoscience	4	2	6
Mathematical Sciences	5	7	12
Physics	-	4	4
Water Resources Management	-	2	2
Doctor of Philosophy	1	3	4
Biological Sciences	-	2	2
Geoscience	1	-	1
Physics	-	1	1
UNIVERSITY COLLEGE	55	52	107
University Studies	55	52	107
URBAN AFFAIRS	401	195	596
Certificate in Public Management	5	13	18
Bachelor of Arts	280	140	420
Communication Studies	31	9	40
Criminal Justice	124	66	190
Environmental Studies	5	4	9
Journalism & Media Studies	120	61	181
Bachelor of Science	1	3	4
Environmental Studies	1	-	1
Public Administration	-	3	3
Bachelor of Social Work	38	5	43
Master of Arts	5	4	9
Criminal Justice	3	3	6
Journalism & Media Studies	2	1	3
Master of Arts in Communication Studies	1	-	1
Master of Public Administration	18	18	36
Master of Science	3	3	6
Environmental Science	3	3	6
Master of Social Work	50	7	57
Doctor of Philosophy	-	2	2
Environmental Science	-	2	2
UNIVERSITY TOTAL	2,935	1,903	4,838

Source: Registrar's Graduation List (August 2006, December 2006, May 2007) as of October 2007.